

THE MILLENNIUM SCHOOL INTEGRATED HOLIDAY ASSIGNMENT 2018-19 CLASS I



NAME: _____

CLASS: _____ SECTION: _____

FAMILY



Hello kids,

It's time for mangoes, watermelons, ice creams, lemonades and lots and lots of fun! Summer vacations are a welcome break from fixed schedules, rules and regulations visiting Nani's house, Dadi's house, and picnics, exploring new places and watching your favourite shows on television. But there is a lot more you can do to make your holidays more interesting and meaningful along with doing your masti. Your teachers have planned some interesting activities for you. So, don't sleep till late in the morning. Try getting up early and go for a morning walk with your parents, breathe fresh air and avoid playing out in sun.

Here is an “**ACTIVITY TREASURE BOX**” for you .All the best and have **FUN!**

When the school reopens bring back your TREASURE,
To go through it will be our PLEASURE!

**** USE FLIPLEARN PRIME, encyclopedia for exploring the concepts.**



THE MILLENNIUM SCHOOL, HMEL

Our summer holidays are here again
Ma'am told us all, as we jumped up and down
We squealed with delight and looked at her face
As she gathered us all in a warm embrace



May this holiday be a blessing sweetheart
Never let that smile from your face depart
May your days be filled with love and cheer
While you fill others' lives with joys so dear

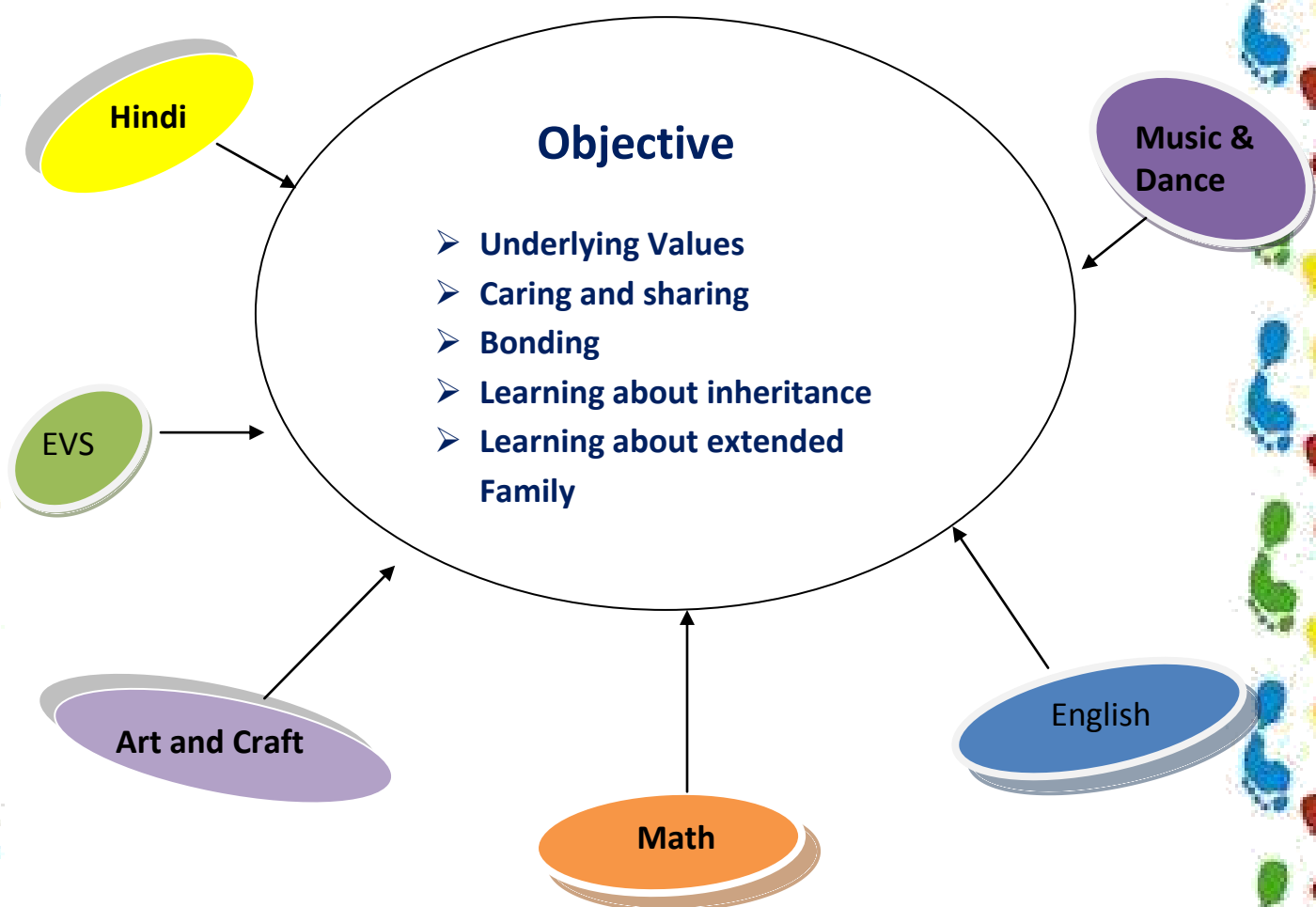
Take mamma and papa for a trip out of town
Keep flashing that sun shine smile not a frown
Gather loads of jewels for your little crown
Be it yellow, purple, red, blue or brown

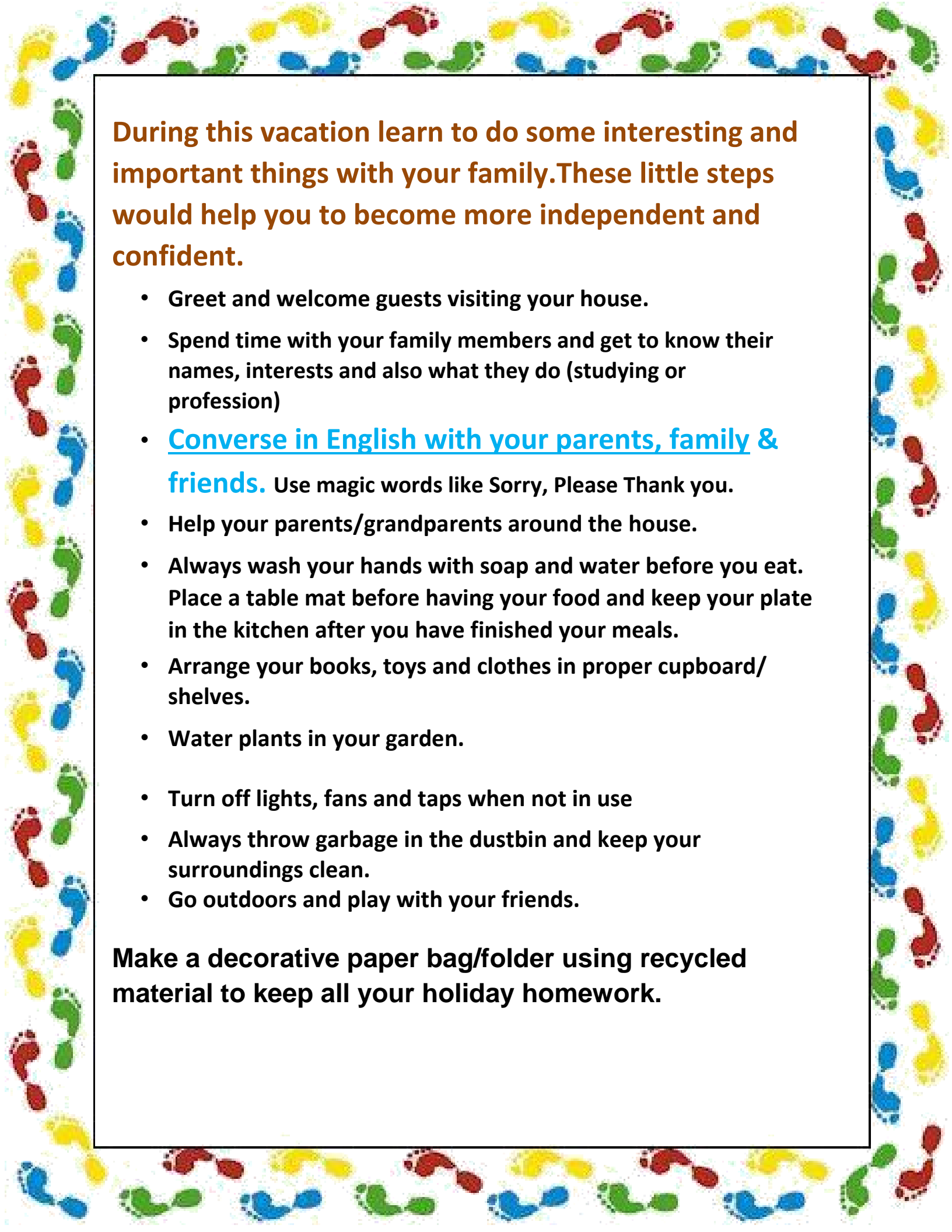


Take grandma and grandpa for a nature walk
Hold them close to your heart while they talk
Tell grandma to make you her magical dish
And please do tell grandpa your secret wish

Go to bed early with a dream in your heart
And wake up to greet the bright sun sweetheart
Tell mamma to make yummy, cool and healthy food
While you enjoy this vacation in a happy mood

Ma'am told all these as we laughed and sang
Hip! Hip! Hurray with a joyful bang
She lovingly gathered us all in her arms
And made all of us feel so special and warm



A decorative border of colorful footprints in red, yellow, blue, and green surrounds the central text area.

During this vacation learn to do some interesting and important things with your family. These little steps would help you to become more independent and confident.

- Greet and welcome guests visiting your house.
- Spend time with your family members and get to know their names, interests and also what they do (studying or profession)
- Converse in English with your parents, family & friends. Use magic words like Sorry, Please Thank you.
- Help your parents/grandparents around the house.
- Always wash your hands with soap and water before you eat. Place a table mat before having your food and keep your plate in the kitchen after you have finished your meals.
- Arrange your books, toys and clothes in proper cupboard/shelves.
- Water plants in your garden.
- Turn off lights, fans and taps when not in use
- Always throw garbage in the dustbin and keep your surroundings clean.
- Go outdoors and play with your friends.

Make a decorative paper bag/folder using recycled material to keep all your holiday homework.


MYSELF

Who am I?

My name is _____

I am a _____
(boy /girl).

I am _____ years old.



My Home address is:

House No. _____

Colony /
Sector _____

City _____



Fun Activity

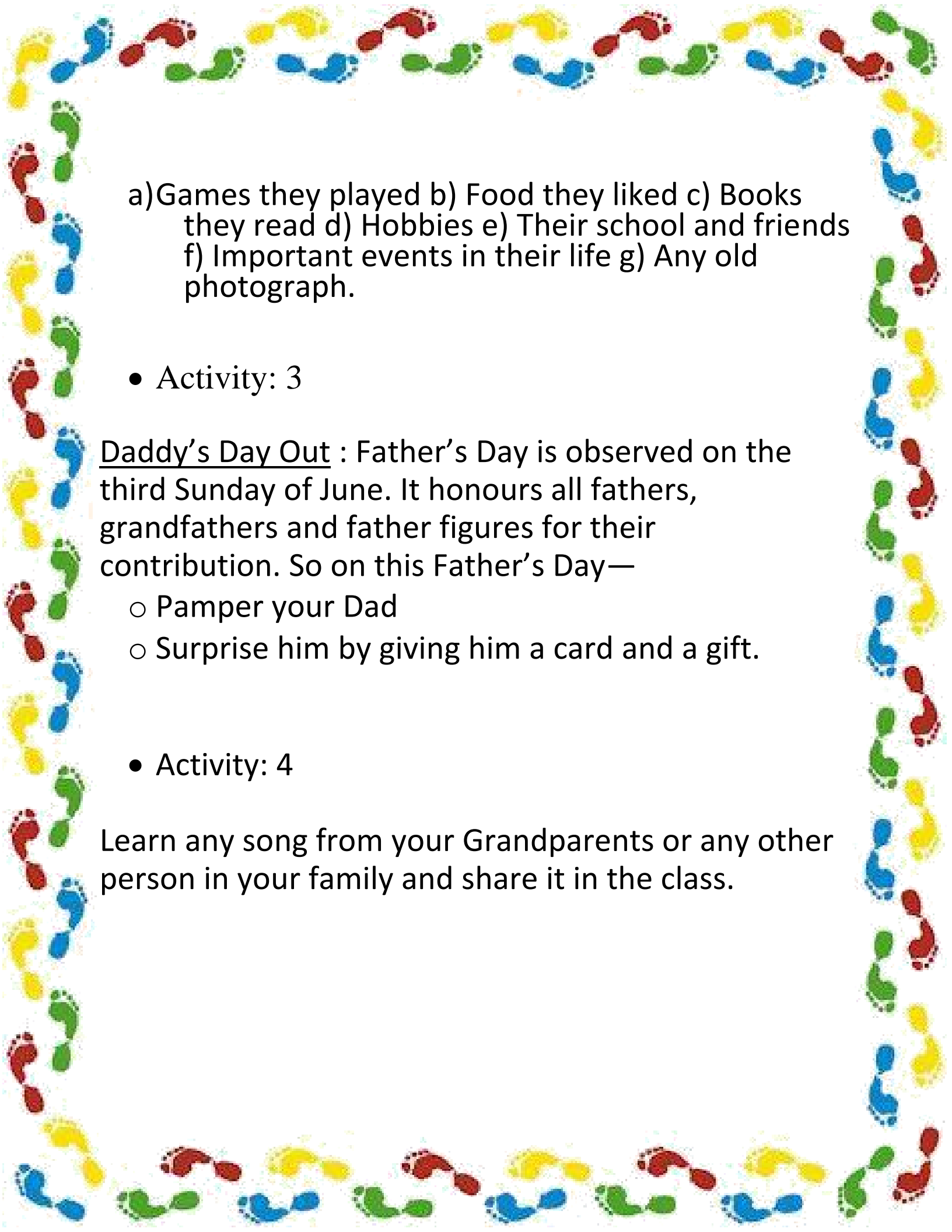
- Activity 1:

Have a close look at your surroundings while you are in the park with your family. Observe how beautiful the flowers and plants are, how you and your family are having fun and all the activities that you do to make your day a memorable one. On an A-4 size sheet, using materials such as dried leaves, match sticks, pencil shavings, cotton etc create a scene of the park you visited.



- Activity 2:

Make a scrap book on your Grandfather and Grandmother or any other person in your family. Find out details about him /her when he/she were young and paste related pictures. Include the following-



a) Games they played b) Food they liked c) Books they read d) Hobbies e) Their school and friends f) Important events in their life g) Any old photograph.

- Activity: 3

Daddy's Day Out : Father's Day is observed on the third Sunday of June. It honours all fathers, grandfathers and father figures for their contribution. So on this Father's Day—

- Pamper your Dad
- Surprise him by giving him a card and a gift.

- Activity: 4

Learn any song from your Grandparents or any other person in your family and share it in the class.



My Super Dad!

By: _____


My Dad is My Hero Because

10 Things I Love
About My Dad

<hr/>	<hr/>
<hr/>	<hr/>
<hr/>	<hr/>
<hr/>	<hr/>
<hr/>	<hr/>



Fill red colour in the hearts near pictures, that make you happy.



Doing exercise



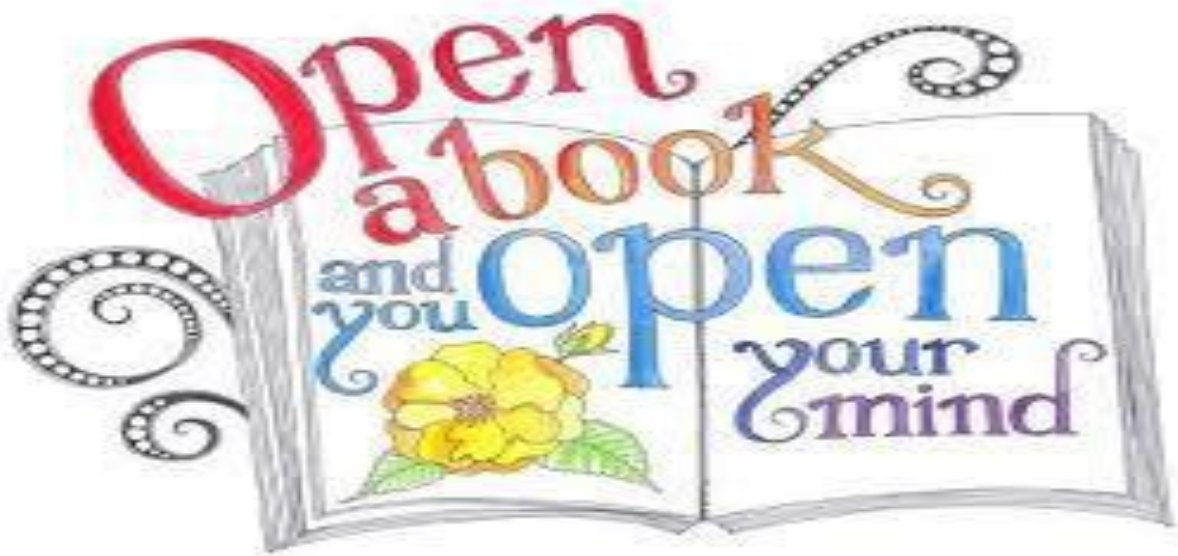
Dip caps of bottles in three different colours and make their impressions on empty space. Make three types of faces in them- happy, sad and angry:

Write one sentence about how you can make someone else to happy:

English

1. Read and enjoy the following stories with your Father:

- ❖ Pat and the bat
- ❖ Jen and Ben
- ❖ Rain Rain



Narrate stories in the class using props (face masks, hand puppets, flash cards)

Jack's family



- Read carefully and write the names under the pictures

Hello!. My name is Jack and this is my family. I have got a sister, her name is Sarah. My parents are called Ted and Sandra. I have got four grandparents. My dad's dad is called George and he's married with my granny Lucy. My mum's parents are called Philip and Susan. I love my family!

Words are fun let's read & read!!!

ack words	ail words	ain words	ake words	ame words	ank words	all words	ale words	ash words
Back	Tail	Gain	Cake	Came	Bank	Ball	Bale	Bash
Tack	Nail	Rain	Bake	Fame	Sank	Call	Gale	Cash
Jack	Rail	Main	Fake	Game	Tank	Hall	Pale	Dash
Rack	Pail	Pain	Rake	Lame	Rank	Fall	Tale	Gash
Pack	Jail	Brain	Lake	Name	Drank	Tall	Sale	Lash
Sack	Fail	Train	Make	Same	Frank	Wall	Male	Mash
Snack	Wail	Chain	Take	Tame	Thank	Mall	Scale	Rash
Smack	Hail	Drain	Brake	Frame		Small	Female	Sash
Track	Trail	Grain	Snake	Shame			Whale	Crash
Black	Snail		Shake	Flame				Trash
Quack				Blame				

MATH


Present the information given below beautifully on an A-4 sheet. Complete the information about yourself using numbers only.

1. Total number of letters in my Name: _____
2. My age: _____
3. My Class: _____
4. My height: _____
5. Total number of Members in my family: _____
6. Number of teeth I have: _____
7. My Shoe size: _____
8. My father's phone number : _____
9. My mother's phone number: _____



F a m i l y

Hello! My name is Alex and I am number 6.
Here is my family tree...



Match the word with the right number:

- Father
- Mother
- Grandfather
- Sister
- Brother
- Grandmother

1

2





3

4

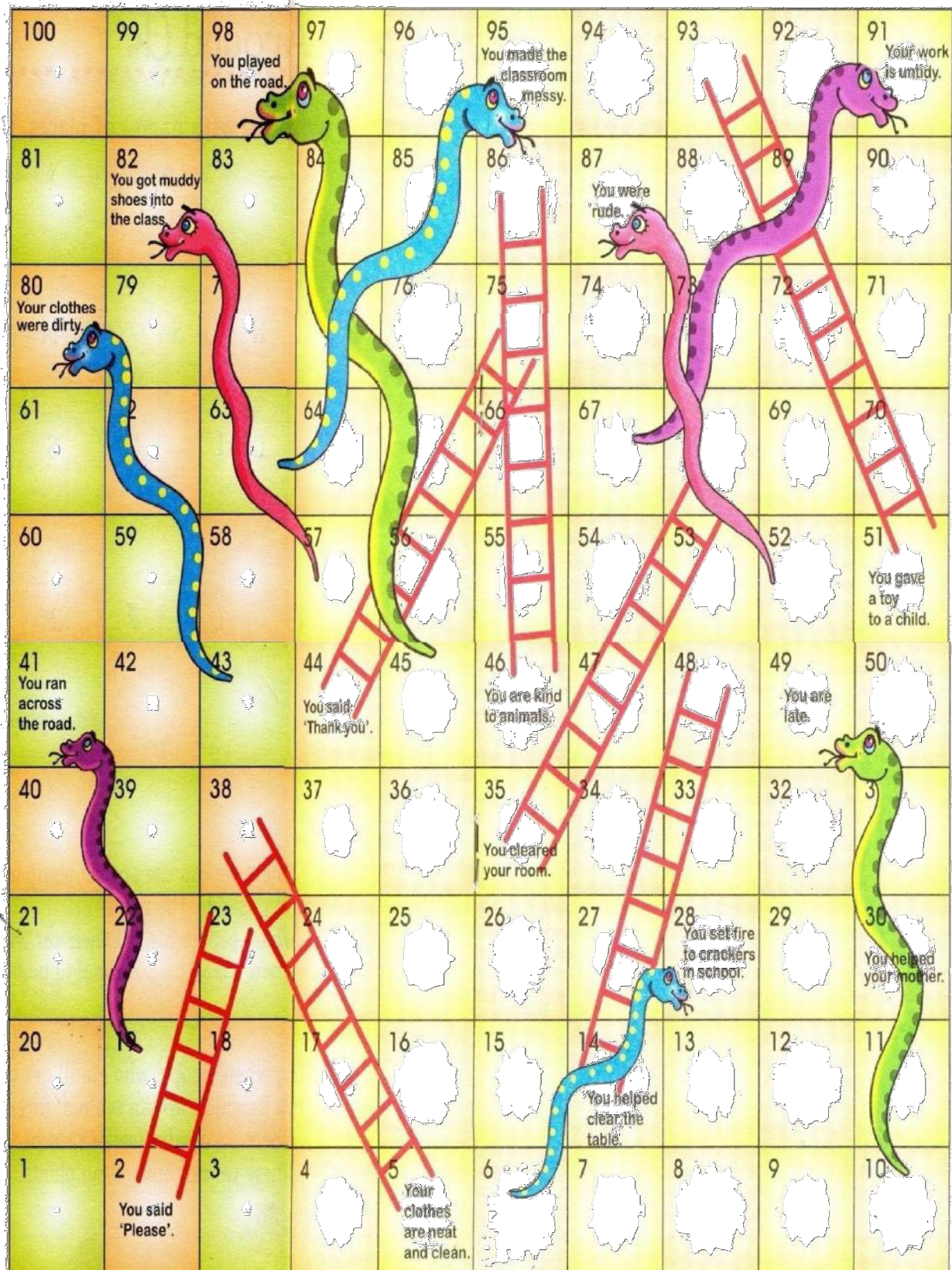
5

7


Write the numbers between:



Let's play together and learn good manners



नीचे दिए गए चित्र को पहचानकर उस पर रंग-बिरंगें कागज़ के टुकड़े चिपकाएँ।



पढो:

सि

अ
ए

आ
ऐ

इ
ओ

ई
औ

उ
अं

ऊ
अः

म

क
च
ट
त
प
य
क्ष
क्षि

ख
छ
ठ
थ
फ
र
ष
त्र

ग
ज
झ
ढ
ब
ल
ह
ज्ञ

घ
झ
ढ
ध
भ
व

ङ
ञ
ण
न
म
श

खाली स्थान भरो

क ग ङ

छ झ ट

ड ण थ

ध प ब

म र व

ष ह त्र

पढो:

उछल मत । शहद चख । पलक झपक ।
भजन कर । अगर मगर मत कर ।
छत पर टहल । घर पर हवन कर ।
आलस मत कर । कलम उधर रख ।
ठहर कर फल चख । लट झटक ।
कलश तखत पर रख । खटर पटर
मत कर । खत समझ कर पढ़ ।
रथ पर चढ़ कर महल चल ।

FAMILY

*F*orm a strong bond with all your family

*A*lways remember they may be in a different place

*M*ake times together fun and memorable

*I*gnore the petty differences

*L*ove them while you can - life can be short

*Y*ou can be the glue that keeps them together

